



HIGH PRESSURE

Suitable for Sprinkler System & Fire Fighting

- Compact & lightweight high pressure pump
- 3 ways delivery flange (2"x1, 1"x2)



SEM-50V



SEM-50V Image

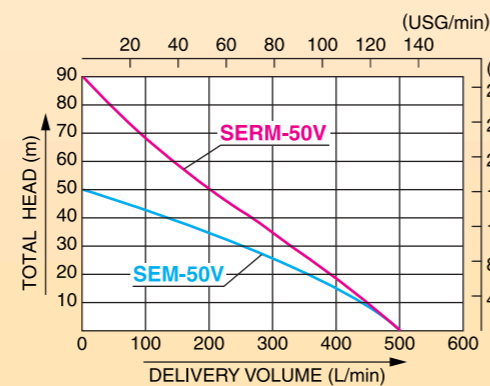


SERM-50V

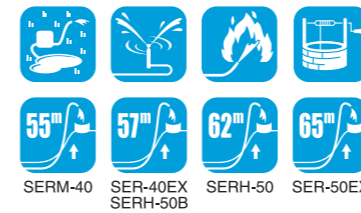
Specifications

Model	SEM-50V	SERM-50V
PUMP	Connection Dia	50 mm (2")
	Connection Thread	Outer Pipe Thread
	Total Head	50 m (164 ft) / 90 m (295 ft)
	Delivery Volume	500 L/min (132 USG/min)
Max. Suction Head	8 m (26 ft)	
Type	Forced Air Cooled 4 Stroke Gasoline Engine	
Model	Mitsubishi GM 132 Hi-Revolution	Mitsubishi GM 182 Hi-Revolution
Exhaust Volume	126 cc	181 cc
Rated Output	2.1 kW (2.8 PS) / 3600 rpm	3.3 kW (4.5 PS) / 3600 rpm
Max. Output	2.9 kW (4.0 PS)	4.4 kW (6.0 PS)
Fuel	Automotive Unleaded Gasoline	
Fuel Tank Capacity	2.5 L (0.66 USG)	3.8 L (1 USG)
Continuous Operating Time	Approx. 2 hrs	
Starting Method	Recoil Starter	
Standard Accessories	1 Strainer 3 Hose Bands 1 Hose Coupling 1 Quick Coupling 1 Engine Tool	1 Strainer 3 Hose Bands (φ 60) 2 Hose Bands (φ 32) 1 Coupling Set (50 mm) 1 Closing Plate (50 mm) 2 Nipples (25 mm) 1 Quick Coupling 1 Engine Tool
	Gross Weight	25 kg
Dimensions LxWxH (mm)	520 × 412 × 455	565 × 460 × 483
Packing Unit	1	

Performance Curve

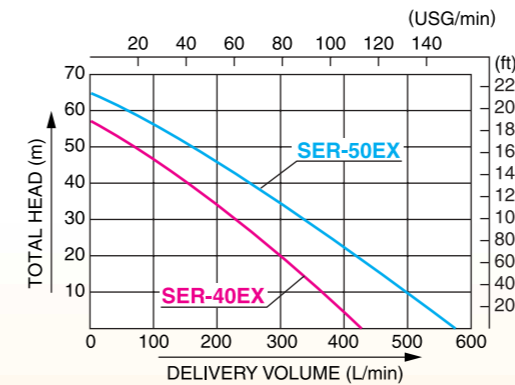


Pumps Suitable for Sprinkler System

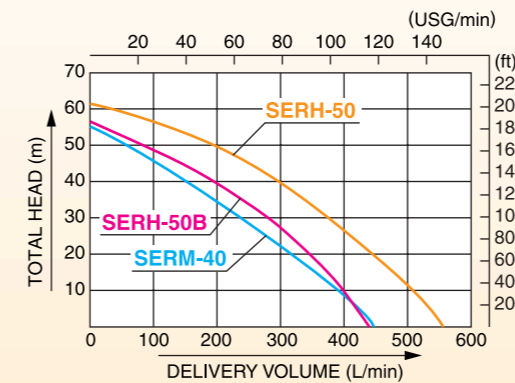


SER-50EX

Performance Curve



SERH-50B



SERM-40

Specifications

Model	SER-40EX	SER-50EX	SERM-40	SERH-50B	SERH-50	
PUMP	Connection Dia	IN 50 mm (2") OUT 40 mm (1½")	IN 65 mm (2½") OUT 50 mm (2")	IN 50 mm (2") OUT 40 mm (1½")	IN 50 mm (2") OUT 50 mm (2")	
	Connection Thread	Outer Pipe Thread				
	Total Head	57 m (187 ft)	65 m (213 ft)	55 m (180 ft)	57 m (187 ft)	62 m (203 ft)
	Delivery Volume	430 L/min (113 USG/min)	570 L/min (150 USG/min)	430 L/min (114 USG/min)	440 L/min (116 USG/min)	560 L/min (148 USG/min)
Max. Suction Head	8 m (26 ft)					
Type	Forced Air Cooled 4 Stroke Gasoline Engine					
Model	Robin EX17	Robin EX27	Mitsubishi GM182	Honda GX160	Honda GX240	
Exhaust Volume	169 cc	265 cc	181 cc	163 cc	242 cc	
Rated Output	2.9 kW (4.0 PS) / 3600 rpm	5.1 kW (7.0 PS) / 3600 rpm	3.3 kW (4.5 PS) / 3600 rpm	2.9 kW (3.9 PS) / 3600 rpm	4.4 kW (6.0 PS) / 3600 rpm	
Max. Output	4.2 kW (5.7 PS) / 4000 rpm	6.6 kW (9.0 PS) / 4000 rpm	4.4 kW (6.0 PS)	3.6 kW (4.9 PS) / 3600 rpm	5.3 kW (7.2 PS) / 3600 rpm	
Fuel	Automotive Unleaded Gasoline					
Fuel Tank Capacity	3.6 L	6.1 L	3.8 L	3.1 L	5.3 L	
Continuous Operating Time	Approx. 2.5 hrs	Approx. 2 hrs 10 min	Approx. 3 hrs	Approx. 2 hrs 10 min	Approx. 2 hrs 30 min	
Starting Method	Recoil Starter					
Standard Accessories	1 Strainer, 3 Hose Bands, 2 Hose Couplings, 1 Engine Tool					
Gross Weight	35 kg	44 kg	38 kg	34 kg	46 kg	
Dimensions LxWxH (mm)	545 × 415 × 455	610 × 495 × 545	534 × 424 × 508	545 × 415 × 455	578 × 492 × 533	
Packing Unit	1					