



Make winter life easier with this stable and convenient snow blower.

Engine Snow Blower

Compact but, powerful 11 horsepower snow blower

New



ESB-1170

Check product information by video



■ Suitable snow types

- Soft new snow
- Heavy compacted snow
- Snow fallen from roofs

54
cm

Maximum snow depth

Clearing width

71 cm


10 min. Clearing width

Approx. **250** m²

On new snow, 20 cm deep



Speedy clearing



* One unit reaching approx. 2.5 m x 5 m

Works well at slow speeds, making it perfect for femal and senior citizens

Rotating function for tight turns

Simply grip the lever in the direction you wish to turn. This rotation function is not available on competitor snow blowers in this price range.




Moves as slowly as needed!

Equipped with an HST (hydraulic stepless transmission) for smooth and stepless speed control with a single lever.




Throw snow near or far!

The snow throwing chute angle is adjustable with a lever. (two angles)



Adjust auger height with a single button!

The auger height can easily be adjusted according to snow depth with a button near the handles.



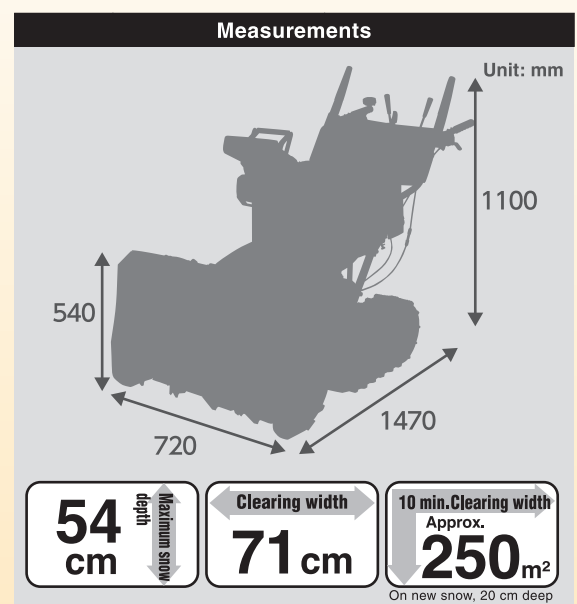
Mounts maintenance-free battery

Comes with self-priming pump for when the engine does not start

Specification

Model	ESB-1170*	
Clearing capacity	60 t/h	
Snow throwing direction (left/right)	180° (stepless adjusting)	
Snow throwing angle (up/down)	100° (8 stages)	
Engine	Name	Koshin K420DS
	Type	Air-cooled 4-cycle gasoline engine
	Start type	Starter motor (electric), recoil starter (manual)
	Displacement	420 cm ³
	Maximum capacity	8.6 kW (11.7 PS) / 3600 rpm
	Fuel type	Automobile unleaded gasoline
	Run time guideline (at full tank)	Approx. 5 hrs. (no load), approx. 2.5 hrs. (with load)
	Fuel tank capacity	5.2 L
	Oil type	Engine oil (SE or higher) SAE5W-30
	Oil capacity	1.1 L
Body dimensions	1470 x 720 x 1100 mm	
Net Weight	135 kg (297.6 lbs)	
Gross Weight	165 kg (363.7 lbs)	
Dimensions LxWxH (mm)	1500 x 805 x 1140	
Packing Unit	1	

* Japanese Domestic Model



Optional parts for ESB-1170

	For off-season storage	To cut through deep snow	Repair parts			
Product name	Cover	Side cutter	CovAuger sherboltser	Blower sherbolts	Paint for repairs (orange)	Paint for repairs (black)
Model	PA-419	PA-423	PA-420	PA-421	PA-422	PA-428

Battery-powered Snow Remover

Easy clearing with quiet, stable and convenient snow remover

Battery-powered Snow Remover



Check product information by video

■ Suitable snow types

Soft new snow	◎
Snow starting to melt	○
Heavy compacted snow	×
Snow fallen from roofs	×

SR-350

25

cm

depth

Maximum snow

Clearing width

60

cm

1hour.Clearing width

400

Approx. m²

On new snow, 10 cm deep



* One unit reaching approx. 2.5 m x 5 m

Reviews from our customers



It was more powerful than I expected. It is very easy to use and very handy.
Matsumoto City, Nagano



Where it used to take three hours, I can now clear snow in an hour.
Kitahiroshima City, Hokkaido



I am very satisfied because it is quiet and I don't have to bug the neighbors.
Azumino City, Nagano

Perfect for sole proprietors!

Suited to businesses with many female workers, including convenience stores, beauty salons, mobile phone shops, etc.

An easy-to-use, battery-powered blade snow remover. Say goodbye to shoveling snow.

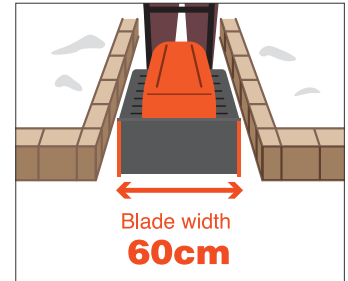
Battery-powered yet powerful!

Compact and battery-powered, yet as powerful as an engine snow remover.



60 cm wide and easily clears narrow spaces!

Oscar's blade is 60 cm, the same as the crawler. It keeps a straight line without wavering for smooth clearing.



Easy to use and three times as effective!

It advances at a slow walking speed for effective and complete clearing of snow. The lightweight and compact body makes for smooth turns and stable operation.



Low noise for peace of mind!

This snow remover is very quiet so you can work early mornings or weekends without bothering neighbors. The low engine displacement keeps the air clean, perfect for those with small children.



Super easy operation!

Removable and rechargeable battery

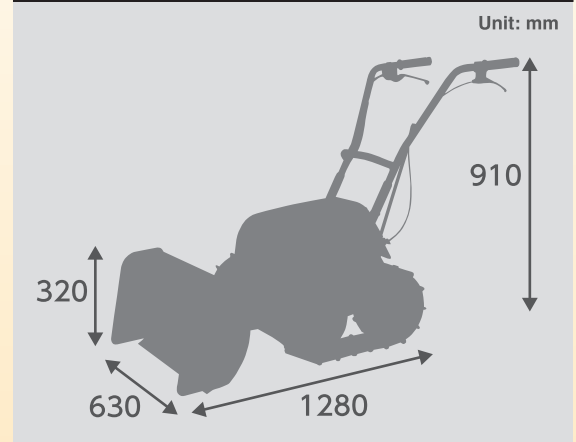
Specification

Model	SR-350 *2	
Clearing width	600 mm	
Blade height	320 mm	
Motor	DC motor	
Gear shift type	Gears (1 forward speed, neutral, 1 reverse speed)	
Vehicle speed	Forward speed 2.0 km/h, reverse speed 1.5 km/h	
Battery	Sealed lead-acid battery	
Voltage/Capacity	24 V/20 Ah	
Charging method	Via recharge socket on body and removable battery	
Charger	Power	AC10 0V(50-60 Hz)
	Charging time	Approx. 12 hrs. *1 (At 25°C±5°C room temperature)
Operating time	Approx. 1 hr. *1 (At 0°C temperature)	
Body dimensions	1280 × 630 × 910 mm (Fully assembled size)	
Net Weight	54.0 kg (119.0 lbs)	
Gross Weight	61.0 kg (134.4 lbs)	
Dimensions LxWxH (mm)	975 × 665 × 630	
Packing Unit	1	

*1 Varies under different conditions

*2 Japanese Domestic Model

Measurements



Optional parts for SR-350

	Protects clearing ground	Lifts from clearing ground	Convenient for continuous operation	For off-season storage
Product name	Rubber scraper	Side rollers	Battery	Cover
Model	PA-382	PA-383	PA-379	PA-381