

# "PONDY" & "MARINE PET" Submersible Pump for Seawater

### Applications

- Feeding or draining water in fish farms
- Washing purpose
- Draining bilge water

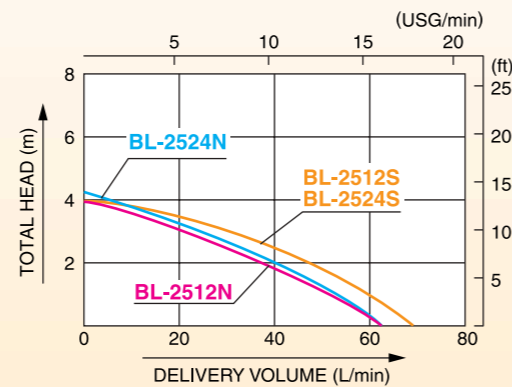
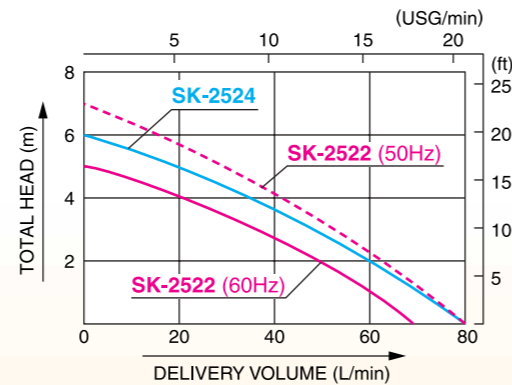


SK-2524



BL-2524N

### Performance Curve



### Specifications

	SK-2522		SK-2524	BL-2512S	BL-2524S	BL-2512N	BL-2524N	
PUMP	Connection Dia 25 mm (1")							
	5 m (16 ft) / 7 m (23 ft)		6 m (19 ft)	4 m (13 ft)		4.2 m (13 ft)		
	70 L/min (18 USG/min)		80 L/min (21 USG/min)	70 L/min (18 USG/min)		63 L/min (16 USG/min)		
MOTOR	AC 220 V		DC 24 V	DC 12 V	DC 24 V	DC 12 V	DC 24 V	
	50 Hz		60 Hz	—				
	0.9 A		1.1 A	8.5 A	5.4 A	2.5 A	7.8 A	3.8 A
	Rating Continuous							
	Output	100 W		123 W	45 W		50 W	
Revolution	2800 rpm		3200 rpm	5400 rpm		5800 rpm		
Standard Accessories	1 Coupling Set (φ 25) 1 Hose Nipple (φ 20) 1 Hose Band (φ 32) 1 Hose Band (φ 26) 1 Rope (5 m)		1 Coupling Set (φ 25) 1 Hose Nipple (φ 20) 1 Hose Band (φ 32) 1 Hose Band (φ 26) 1 Rope (5 m)		—		1 Elbow	
Gross Weight	13 kg		20 kg		32 kg			
Dimensions LxWxH (mm)	240 x 420 x 310		568 x 286 x 373		574 x 283 x 403			
Packing Unit	2		20		20			

# "NEW BILGE KING" Necessities for Boat

- Auto-stop feature prevents dry running, increases pump performance and life.
- Easy to use starter switch. Integrated fuse and switch assembly for ease of maintenance. Separate switch can be attached anywhere you want.
- Strainer and switch are made of a special sea water and oil resistance resin for longer durability.
- Two stage system of axial flow vane and spiral vane
- Easy to clean strainer.

### Applications

- Draining of water and oil/water mix from bilge



BK-12



Standard Accessories

# Type S Pump for without Accessories For Replacement "BILGE PUMP"



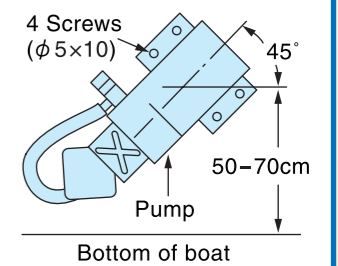
BK-12S

## How to Attach Pump

Attach pump at 45 degree angle to set suction mouth and delivery mouth face upper side with 4 screws (φ5×10). (See the picture below)

In a dry place, attach pump to the side of boat about 50 to 70 cm away from the bottom of the boat.

Choose the location to set the pump by considering the length of battery and starting switch cable (3 m).



### Specifications

Model	BK-12	BK-12S	BK-24	BK-24S
Suction / Delivery Dia	15 mm (1/2")			
Max. Delivery Volume	20 L/min (5 USG/min)			
Voltage	DC 12 V		DC 24 V	
Rated Current	10 A		5 A	
Suction Head	1 m (3 ft)			
Suction Time	2 - 5 sec (20 °C)			
Rating	80 W		90 W	
Standard Accessories (*Type S : Not Included)	1 Code with Starting Switch, 4 Tapping Screws (5x10), 4 Tapping Screws (4x16),	1 Strainer, 4 Tapping Screws (4x20), 1 Water Proofing Connector (Only S Type)	1 Delivery Nozzle, 4 Tapping Screws (4x10),	1 Delivery Nozzle Nat, 1 Hose (3 m),
Net Weight	1 Fuse (15 A)		1 Fuse (8 A)	
	2.3 kg			

\*BK-12S, BK24S is pump for replacement.