

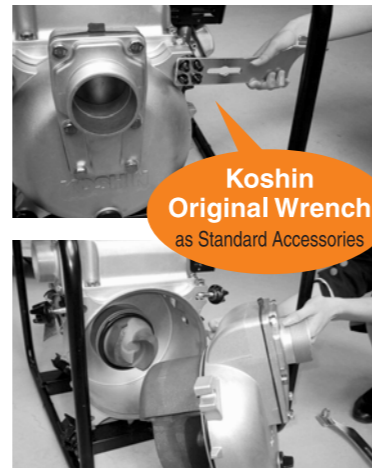


HEAVY DUTY

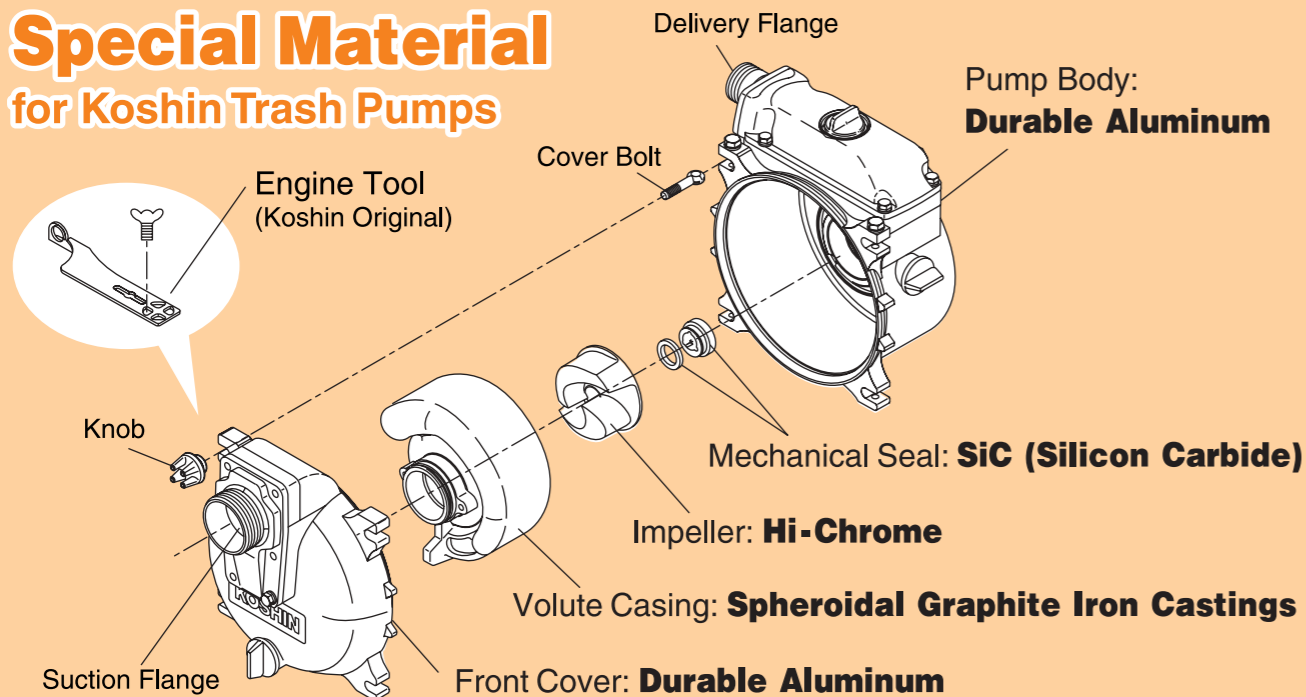
Koshin Trash Pumps

- Excellent Seal Durability**
 Conventional mechanical seal using carbon ceramic is replaced by silicon carbide (SiC) seal. SiC seal is developed by Koshin and we are the first manufacturer to use such durable material in Japan.
- Thoughtful Design**
 Special plug designed on impeller allows easy removal. Simply insert any rod and twist to separate impeller from its casing. No special tool required.
- Light Weight & Compact Design**
 Conventional trash pumps are very bulky and heavy, some more than 100 kg in weight. KTR-100X, the largest of all, weights only 81 kg. The compact design takes up smaller space and is portable.
- High Self-priming Performance**
 Special structure is designed to ensure high capacity self-priming performance. Koshin trash pumps give excellent performance and durability.

Easy & Quick Maintenance



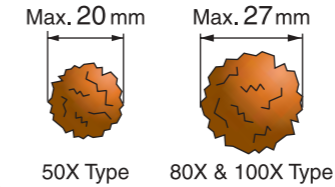
Special Material for Koshin Trash Pumps



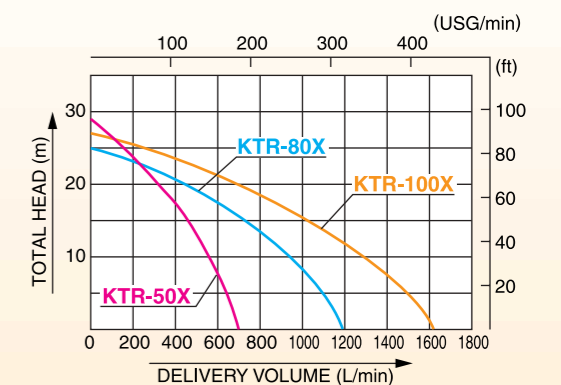
Heavy Duty Trash Pumps Powered by Robin Engine



Solid Sizes




Performance Curve



Specifications

	Model	KTR-50X	KTR-80X	KTR-100X
PUMP	Connection Dia	50 mm (2")	80 mm (3")	100 mm (4")
	Connection Thread	Outer Pipe Thread		
	Total Head	29 m (95 ft)	25 m (82 ft)	27 m (88 ft)
	Delivery Volume	700 L/min (185 USG/min)	1190 L/min (314 USG/min)	1530 L/min (404 USG/min)
	Max. Suction Head	8 m (26 ft)		
ENGINE	Material for Mechanical Seal	SiC (Silicon Carbide) x SiC		
	Material for Impeller	Hi-Chrome		
	Material for Volute	Spheroidal Graphite Iron Castings		
	Type	Forced Air Cooling 4 Stroke Gasoline Engine		
	Model	Robin EX17	Robin EX27	Robin EH41
	Exhaust Volume	169 cc	265 cc	404 cc
	Rated Output	2.9 kW (4.0 PS) / 3600 rpm	5.1 kW (7.0 PS) / 3600 rpm	6.3 kW (8.5 PS) / 3600 rpm
	Max. Output	4.2 kW (5.7 PS) / 4000 rpm	6.6 kW (9.0 PS) / 4000 rpm	7.0 kW (9.5 PS) / 3600 rpm
	Fuel	Automotive Unleaded Gasoline		
	Fuel Tank Capacity	3.6 L	6.1 L	7.0 L
Continuous Operating Time	Approx. 2 hrs 30 min	Approx. 2 hrs 10 min	3 hrs	
Starting Method	Recoil starter			
Standard Accessories	1 Strainer, 2 Hose Couplings, 3 Hose Bands, 1 Engine Tool Set			
Gross Weight	51 kg	63 kg	81 kg	
Dimensions LxWxH (mm)	656 x 499 x 524	721 x 516 x 585		
Packing Unit	1			

Heavy Duty Trash Pumps Powered by **Honda & Mitsubishi** Engine

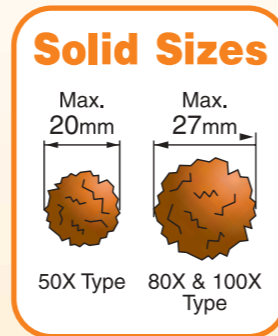
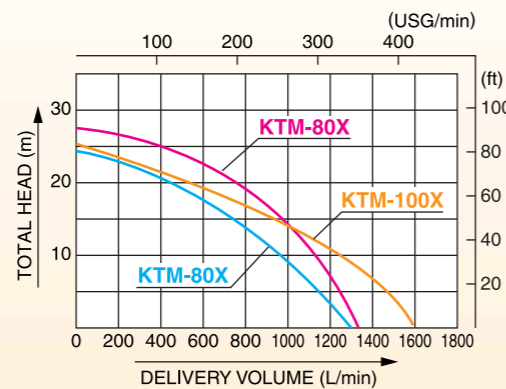
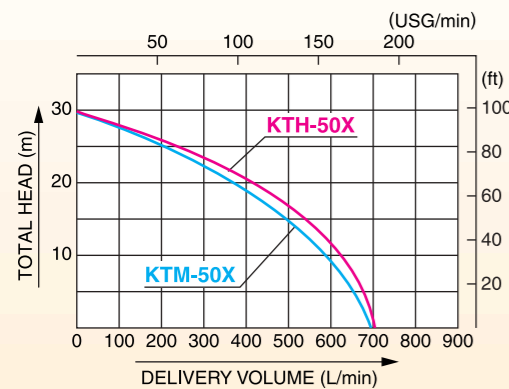


KTH-50X



KTM-80X

Performance Curve




Specifications

Model	KTH-50X	KTH-80X	KTH-100X	KTM-50X	KTM-80X
Connection Dia	50 mm (2")	80 mm (3")	100 mm (4")	50 mm (2")	80 mm (3")
Connection Thread	Outer Pipe Thread				
Total Head	30 m (98 ft)	27 m (89 ft)	25 m (82 ft)	29 m (95 ft)	24 m (78 ft)
Delivery Volume	700 L/min (185 USG/min)	1340 L/min (354 USG/min)	1600 L/min (422 USG/min)	700 L/min (185 USG/min)	1300 L/min (343 USG/min)
Max. Suction Head	8 m (26 ft)				
Material for Mechanical Seal	SiC (Silicon Carbide) x SiC				
Material for Impeller	Hi-Chrome				
Material for Volute	Spheroidal Graphite Iron Castings				
Type	Forced Air Cooling 4 Stroke Gasoline Engine				
Model	Honda GX160	Honda GX240	Honda GX340	Mitsubishi GM182	Mitsubishi GM291
Exhaust Volume	163 cc	242 cc	337 cc	181 cc	296 cc
Rated Output	2.9 kW (3.9 PS) / 3600 rpm	4.4 kW (6.0 PS) / 3600 rpm	5.8 kW (7.9 PS) / 3600 rpm	4.5 PS (3.3 kW) / 3600 rpm	6.0 PS (4.4 kW) / 3600 rpm
Max. Output	3.6 kW (4.9 PS) / 3600 rpm	5.3 kW (7.2 PS) / 3600 rpm	7.1 kW (9.7 PS) / 3600 rpm	6.0 PS (4.5 kW) / 4000 rpm	8.0 PS (5.9 kW) / 4000 rpm
Fuel	Automotive Unleaded Gasoline				
Fuel Tank Capacity	3.1 L	5.3 L	6.1 L	3.8 L	6.0 L
Continuous Operating Time	Approx. 2 hrs 10 min	Approx. 2 hrs 30 min	Approx. 2 hrs	Approx. 3 hrs	
Starting Method	Recoil Starter				
Standard Accessories	1 Strainer, 2 Hose Couplings, 3 Hose Bands, 1 Engine Tool Set				
Gross Weight	51 kg	63 kg	85 kg	55 kg	68 kg
Dimensions LxWxH(mm)	656 x 498 x 524	721 x 516 x 586	790 x 580 x 675	661 x 503 x 524	711 x 526 x 581
Packing Unit	1				


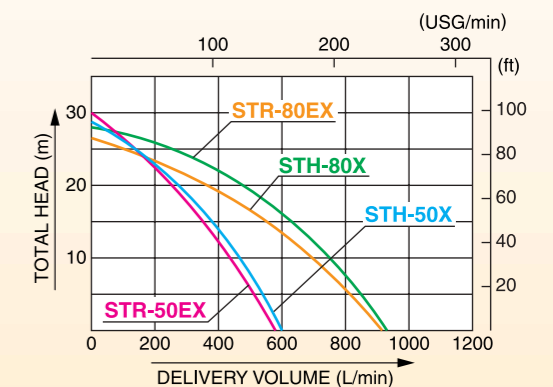
Economical Trash Pumps For Sandy & Muddy Water Applications

- Silicon Carbide Mechanical Seal (SiC).
4 to 5 times more durable than standard carbon ceramic mechanical seal.
- Spheroidal graphite iron casting for impeller and casing.
10 times more corrosion resistant than standard FC or cast iron.
- Impeller can be removed easily without special tool.
- Long bolt assembly for easy maintenance.



STR-50EX

Performance Curve



STH-80X

Specifications

Model	STR-50EX	STH-50X	STR-80EX	STH-80X
Connection Dia	50 mm (2")			
Connection Thread	Outer Pipe Thread			
Total Head	30 m (98 ft)	29 m (95 ft)	28 m (92 ft)	26 m (85 ft)
Delivery Volume	580 L/min (153 USG/min)	600 L/min (158 USG/min)	930 L/min (246 USG/min)	900 L/min (237 USG/min)
Max. Suction Head	8 m (26 ft)			
Type	Forced Air Cooling 4 Stroke Gasoline Engine			
Model	Robin EX13	Honda GX120	Robin EX17	Honda GX160
Exhaust Volume	126 cc	118 cc	169 cc	163 cc
Rated Output	2.2 kW (3.0 PS) / 3600 rpm	2.1 kW (2.9 PS) / 3600 rpm	2.9 kW (3.9 PS) / 3600 rpm	2.9 kW (3.9 PS) / 3600 rpm
Max. Output	3.2 kW (4.3 PS) / 4000 rpm	2.6 kW (3.5 PS) / 3600 rpm	4.2 kW (5.7 PS) / 4000 rpm	3.6 kW (4.9 PS) / 3600 rpm
Fuel	Automotive Unleaded Gasoline			
Fuel Tank Capacity	2.7 L	2.5 L	3.6 L	3.6 L
Continuous Operating Time	Approx. 2 hrs 40 min	Approx. 2 hrs	Approx. 2 hrs 30 min	Approx. 2 hrs 10 min
Starting Method	Recoil starter			
Standard Accessories	1 Strainer, 2 Hose Couplings, 3 Hose Bands, 1 Engine Tool Set			
Gross Weight	27 kg	25 kg	34 kg	35 kg
Dimensions LxWxH (mm)	500 x 395 x 440	493 x 377 x 420	540 x 412 x 480	530 x 423 x 488
Packing Unit	1			